

# EAZI-KARVE


Eazi Karve is an easy to use alternative to lino that can be scored and carved with lino cutters and cut into shapes with scissors or a craft knife.



Draw the design onto the surface of the block with a pen, noting which areas are to be left to accept the paints or inks.

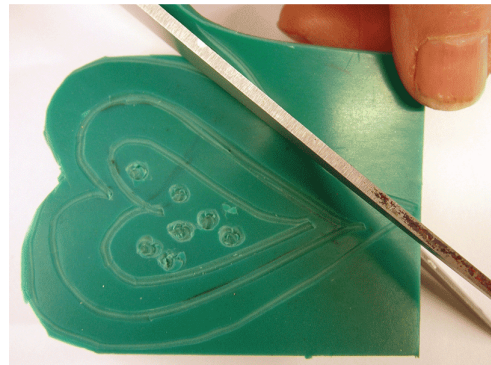


Place the block onto a firm surface and applying an even pressure, score the surface.



Hint: Do not "gouge" the surface as it is very easy to carve, you can create straight lines, curves, circles, thin lines, thick lines, cross hatching, etc very easily.

When the design is complete, it can be cut into a shape, if desired



Once you start creating designs and shapes you will not be able to stop.




Attach the Eazi Karve to an acrylic or wooden block; firm card, etc with double sized adhesive tape and your unique stamp is ready to start printing.




Place the stamp onto a firm surface before you begin applying the paint or ink so that you get an even coating and therefore a good print

## EAZI-KARVE



Use acrylics, fabric paints, textile paints, thickened dyes, ink pads, etc.  
Print onto paper, card, fabrics



As well as using the smooth top surface, try the texture surface on the underside.  
(See left )